


Addendum Stickers (Tape Adhesive)

8259-1, 8259-2, 8259-3, 8259-4


8259-1




8259-2



8259-3



8259-4



Product Description

These add on stickers have high quality, 1/2" adhesive strips. This sticker provides space for dealer installed options in a ready to use form. These stickers install on window interior and are visible from outside the vehicle.

Product Specifications

- Any width up to 8-1/2" x 11"
- 1 part. 2 adhesive strips (one on top and one on bottom)
- Prints one side standard only- 1/4" margin required on edge.
- 1,2 or 4 color printing available
- Quantities: Minimum 250 / Incremental 250

Additional Information

Non-Standard Ink Colors: Any (Additional Charge, Applies to 1 color jobs only)

Proof Charge: Up to 3 Free

Plate Charge: No

Trim: Yes - width only (No Additional Charge)

Screens & Gradients: Yes (No Additional Charge)

PMS Match: N/A

Bleed: N/A

Turn Time: 1-2 weeks

Art Requirements

- High resolution (300dpi) or fully editable vector artwork is required.
- Preferred file formats are InDesign (.indd), Illustrator (.ai or .eps), or Photoshop (.psd).
- If unavailable, artwork can be recreated if one of the following is provided:
 1. Photo/scan of existing artwork
 2. Description of copy and desired layout.

Standard Stock Colors	Item #
White - 3.4" x 11"	8259-1
White - 3.5" - 4.25 x 11"	8259-2
White - 4.3" - 5.5" x 11"	8259-3
White - 5.6" - 8.5" x 11"	8259-4

Standard Ink Colors	
Black	Reflex Blue
Red (PMS 032)	Green (PMS 349)

Production Notes (For Internal Use)

Production: 020

- Black imprint fulfillment
- InDesign file created using pre-set templates.

Production: 190

- Large quantity (5,000-30,000) fulfillment.
- PDF exported to spec using press templates.

Production: 030

- 2-4 color imprint fulfillment.
- InDesign file created using pre-set templates.


Production: 080

- Extra large quantity (30,000+) fulfillment.
- PDF exported with all fonts outlined.
- Outline all fonts in Illustrator prior to production.

TO EXPOSE ADHESIVE, REMOVE LINER TO EXPOSE ADHESIVE, REMOVE LINER TO EXPOSE ADHESIVE, REMOVE LINER TO EXPOSE ADHESIVE, REMOVE LINER

↑ TRIM TO 2.75" ↑

TO EXPOSE ADHESIVE, REMOVE LINER TO EXPOSE ADHESIVE, REMOVE LINER TO EXPOSE ADHESIVE, REMOVE LINER TO EXPOSE ADHESIVE, REMOVE LINER



↑ TRIM TO 4.3" ↑

← TRIM TO 5.6" →