

Generic - Multi Point Inspection (Imprinted)

7291-IMP

ITEM #7291

MADE IN THE U.S.A.

(Imprint Available Here)

Multi-Point Inspection Checklist Per Manufacturer's Recommendation


Customer Name: _____ Year/Model: _____ Date: _____
RO/Tag: _____ Mileage: _____

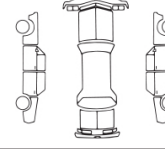
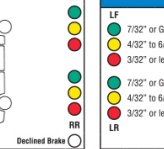
OKAY AT THIS TIME **MAY REQUIRE FUTURE ATTENTION** **REQUIRES PROMPT ATTENTION**

CHECK FLUID LEVELS AND FILL		
OK	FILL	OK
<input type="radio"/> Engine Oil	<input type="radio"/> Brake Reservoir	<input type="radio"/> Power Steering
<input type="radio"/> Transmission	<input type="radio"/> Window Washer	<input type="radio"/> Coolant/Recovery Reservoir

RECOMMENDED SCHEDULED MAINTENANCE SERVICES	
<input type="radio"/> Oil Change	<input type="radio"/> Fuel Filter
<input type="radio"/> Oil Filter	<input type="radio"/> Cabin Air Filter
<input type="radio"/> Engine Air Filter	<input type="radio"/> Spark Plugs
<input type="radio"/> Engine Coolant	<input type="radio"/> Tire Rotation
<input type="radio"/> Transmission Fluid	<input type="radio"/> Seat Filter
<input type="radio"/> Transmission Filter	<input type="radio"/> Accessory Drive Belt(s)

Comments: _____

CHECK BATTERY	
State of Health	Condition of Terminals
	<input type="radio"/> Good <input type="radio"/> Bad
	(Clean if necessary)
	Declined Battery <input type="radio"/>


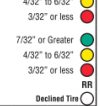
CHECK BRAKES - MEASURE FRONT/REAR BRAKE LININGS	
LF	RF
	
LR	RR
Over 5mm or 7/32" (Disc) or Over 2mm or 3/32" (Drum)	
3 to 5mm or 4/32" to 7/32" (Disc) or 1 to 2mm (Drum) or 2/32" to 3/32"	
Less than 3mm or 4/32" (Disc) or 1mm or 2/32" or Less (Drum)	
<input type="radio"/> BRAKE MEASUREMENTS NOT TAKEN THIS SERVICE VISIT	

Comments: _____

Service Advisor: _____

Technician: _____

ITEM #7291

CHECK TIRES	
LF	RF
	
LR	RR
TREAD DEPTH	
7/32" or Greater	
4/32" to 6/32"	
3/32" or less	
WEAR PATTERN/DAMAGE	
TIRE WEAR INDICATES:	
<input type="checkbox"/> Alignment Check Needed <input type="checkbox"/> Wheel Balance Needed	
TIRE PRESSURE SET TO FACTORY RECOMMENDED PSI:	
<input type="checkbox"/> Front <input type="checkbox"/> Rear	

Comments: _____

Customer Signature: _____

Product Description

Great way to improve customer satisfaction and generate additional work. Available crash imprinted in Red, Blue, Black, or Green.

Product Specifications

- 8-1/2" x 11-3/4"- Imprint area- 5" x 7/8"
- 2-Part Carbonless, Snap-out Form- (part 1) Full Color (part 2)- Black imprint. Logo and 4 lines of text can be imprinted on this form. Additional information can be crash imprinted, at additional charge, (spacing limitations apply)
- Available crash imprint in 1 color only- Red, Blue, Black, or Green ink. Numbering is always in Red ink.
- Quantities: Minimum 500 / Incremental 500

Additional Information

Non-Standard Ink Colors: N/A

Screens & Gradients: N/A

Proof Charge: Up to 3 Free

Plate Charge: No

Body Printing: Yes (Additional Charge per job)

Numbering: Yes - 6 Digits in Red Ink Only (No Additional Charge) Leading zeroes will be used when number is fewer than 6 digits (e.g. "1" will be represented as "000001")

PMS Match: N/A

Turn Time: 4-5 business days

Standard Stock Colors

Part 1	White
Part 2	Canary

Standard Crash-Imprint Ink Colors

Black	Red (PMS 185)
Blue (PMS 293)	Green (PMS 355)

Art Requirements

- High resolution (300dpi) or fully editable vector artwork is required.
- Preferred file formats are InDesign (.indd), Illustrator (.ai or .eps), or Photoshop (.psd).
- If unavailable, artwork can be recreated if one of the following is provided:
 1. Photo/scan of existing artwork
 2. Description of copy and desired layout.

Production Notes (For Internal Use)

Production: 085

- InDesign file created using pre-set templates.
- PDF exported with all fonts outlined.
- Outline all fonts in Illustrator prior to production.













Standard Imprint Header













Multi-Point Inspection Checklist Per Manufacturer's Recommendation

Customer Name: _____ Year/Model: _____ Date: _____

RO/Tag: Mileage:

OKAY AT THIS TIME MAY REQUIRE FUTURE ATTENTION REQUIRES PROMPT ATTENTION

CHECK FLUID LEVELS AND FILL					
OK	FILL		OK	FILL	
		Engine Oil			Brake Reservoir
		Transmission			Window Washer
					Power Steering
					Coolant Recover Reservoir

RECOMMENDED SCHEDULED MAINTENANCE SERVICES	
 Oil Change	 Fuel Filter
 Oil Filter	 Cabin Air Filter
 Engine Air Filter	 Spark Plugs
 Engine Coolant	 Tire Rotation
 Transmission Fluid	 Seat Filter
 Transmission Filter	 Accessory Drive Belt(s)

Comments:

CHECK BATTERY

State of Health

0% 100%

Condition of Terminals

● Good ● Bad

(Clean if necessary)

Declined Battery ○

CHECK BRAKES - MEASURE FRONT/REAR BRAKE LININGS

LF

RR

Declined Brake

Over 5mm or 7/32" (Disc) or Over 2mm or 3/32" (Drum)

3 to 5mm or 4/32" to 7/32" (Disc) or 1.01 to 2mm (Drum) or 2/32" to 3/32"

























































Less than 3mm or 4/32" (Disc) or 1mm or 2/32" or Less (Drum)

BRAKE MEASUREMENTS NOT TAKEN THIS SERVICE VISIT



























Comments:

Service Advisor:

Technician: _____
ITEM #7291

RECOMMENDED SCHEDULED MAINTENANCE SERVICES					Declined
			Operation of horn, interior lights, exterior lamps, turn signals, hazard and brake lamps		
			Radiator, heater, and air-conditioning hoses for leaks and damage		
			Windshield for cracks, chips and pitting		
			Windshield washer spray, wiper operation and wiper blades		
			Accessory drive belt(s)		
			Brake system (including lines, hoses, and parking brake) and wheel end for end-play and bearing noise		
			Clutch operation (if equipped)		
			Constant velocity (CV) drive axle boots (if equipped)		
			Drive shaft, transmission, u-joint and shift linkage (if equipped) and lubricate (as needed)		
			Engine Cooling system, hoses and clamps		
			Exhaust system (leaks, damage, loose parts)		
			Oil and/or fluid leaks		
			Shocks/struts and other suspension components for leaks and/or damage		
			Steering and steering linkages		
STATE INSPECTION DUE (IF APPLICABLE)				<div> <div>MONTH</div> <div>DAY</div> <div>YEAR</div> </div>	

Comments: _____

CHECK TIRES				
LF		TREAD DEPTH		RF
	7/32" or Greater		7/32" or Greater	
	4/32" to 6/32"		4/32" to 6/32"	
	3/32" or less		3/32" or less	
	7/32" or Greater		7/32" or Greater	
	4/32" to 6/32"		4/32" to 6/32"	
	3/32" or less		3/32" or less	
LR				RR
   LF		WEAR PATTERN/DAMAGE	Declined Tire 	
   LR			RF   	
			RR   	

TIRE WEAR INDICATES:

	Alignment Check Needed		Wheel Balance Needed
--	------------------------	---	----------------------

Comments: _____

TIRE PRESSURE SET TO FACTORY RECOMMENDED PSI:

	Front		Rear
--	-------	--	------

Customer Signature: _____