


Heavy Brite 4 Part Service Dispatch Numbers

Item Specs

- 6-1/2" x 8"
- 150 # White stock, 1-1/2" hole
- Prints on one side in black in standard
- Second side at an additional charge
- 1 or 4 color printing available



Standard Stock Colors



Standard Ink Colors (Including an Approximate Pantone Number)



Adobe Swatch Exchange Files for Stock & Ink Colors are available

Art Requirements


Fully editable vector artwork with all fonts converted to curves or high resolution (300 dpi) raster.
 Copy and desired text layout.
 Any graphics must be vector or at least high resolution (300 dpi) raster.
 Typeset charges may apply.

Additional Information


Stock Color: White	Standard Ink Colors: Black	Non-Standard Ink Colors: Any
Proof Charge: Up to 3 Free	Plate Charge: NA	Body Printing: NA
Screens & Gradients: NA	PMS Match: NA	Bleed: Yes (reduces width by 1/2")

Production Notes (For Internal Use)	
Production: 190 • InDesign file created using pre-set templates.	

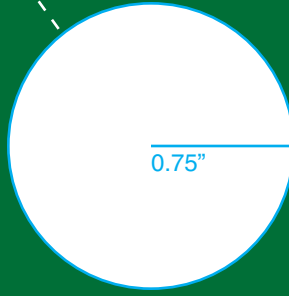
↑ PADDED THIS EDGE ↑




↑ PADDED THIS EDGE ↑



↑ PADDED THIS EDGE ↑




↑ PADDED THIS EDGE ↑




#2795 - Custom Heavy Brite 4 Part Service Dispatch Number - 6.5" x 8" - BACK

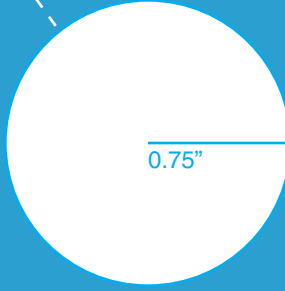
↑ PADDED THIS EDGE ↑



↑ PADDED THIS EDGE ↑



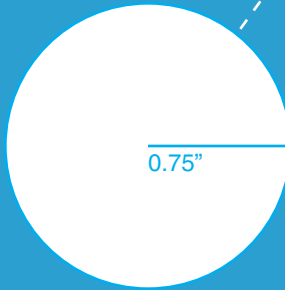
↑ PADDED THIS EDGE ↑



0.75"



↑ PADDED THIS EDGE ↑




0.75"



#2793 - Custom Heavy Brite 4 Part Service Dispatch Number - 6.5" x 8" - BACK


↑ PADDED THIS EDGE ↑



0.75"

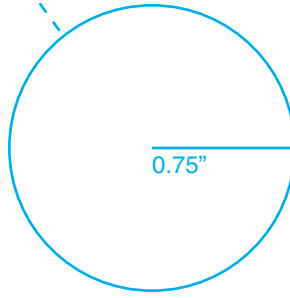


↑ PADDED THIS EDGE ↑



0.75"

↑ PADDED THIS EDGE ↑



↑ PADDED THIS EDGE ↑

